



Faith Adventures Youth Resource

Embedded in Faith Adventures: Children Together, this youth resource is intergenerational in nature and designed to foster God-connection in church, home and beyond.

For guidance on the purpose of the resource and how to use it as a launch pad for your engagement with children and families, please use this link:
<https://urc.org.uk/wp-content/uploads/2023/01/Faith-Adventures-How-To-FAYR.pdf>

Acts 27: 21-44 – Paul is shipwrecked

Theme: Knowing God's plan helps us to make courageous choices.

Contents:

Introduction	1
Together	1
Experience	2
Explore	3
Express	5

Introduction: What would be helpful to know before we begin?


Acts

It is really helpful to understand what happens before and after the Bible passage being studied. The person in this link gives a detailed explanation of Paul's journey, the shipwreck and then what followed. It helps to give context and meaning to the Bible passage and Paul's intention to share the gospel.

Paul Shipwrecked on Malta

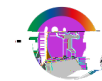
https://youtu.be/tSO2Tb7lszA?si=H2yq_w1rhaqFFVv2

It is important to consider the courageous acts which all characters in the story demonstrate..... the soldiers, the sailors, Paul.



Together

Let's start our time with God and each other



Explore

Ideas and activities to explore this week's Bible passage together

A new way to explore the theme

You may wish to use the explore section from this week's Faith Adventures: Children Together to guide your exploration of the theme this week.

Alternatively:

Guided dramatized retelling of the story

This is a way of retelling the story (after watching it or reading it first), one person leading the group through the activity. Being involved in the drama will support the group in being able to do a hot seat activity to finish with.

You will need:


- Materials and resources for fort building
- Signs or stickers to name each character, Paul, Centurion, Soldier, Julius, soldiers, Prisoners, Crew

What you do

Begin by recapping and setting the context of why Paul was travelling with other prisoners on the boat and watch/ read today's passage.

Explain that we are going to have a go at retelling the story together.

Provide materials that the group can use to build a boat big enough for all the group to get into. You may have fort building equipment or use sheets, chairs and cushions. use p group can



Just before morning, Paul spoke to everyone on board saying, “You have been so worried that you have not eaten properly. God has told me that no one is going to die, but you do need to eat, to get your strength back.” Paul took some bread and said a prayer of thanks, then he ate. They all ate the bread together.

After they had eaten, they threw the spare grain overboard to lighten the ship.

When daylight came, they could see they were near a beach, so they cut the ropes holding the anchors and hoisted the sail to head towards the beach. They planned to run the ship into the land. To crash it.

When the ship hit rocks and solid ground, it began to fall apart.

The soldiers planned to kill all the prisoners to stop them from escaping but Julius stopped them, saving the lives of Paul and the prisoners.

Julius ordered everyone who could swim to jump overboard and swim to land.

He told those who could not swim to cling to bits of the boat and make their way to land too.

Everyone made it safely to shore, just as God had promised Paul.

Once the drama retelling is over, explore the story further with a hot seat activity.

Characters from the story are invited to sit on a central chair and the group are able to ask them questions. Who would the group like to hot seat and what would they like to ask them?

Modern parables

This section includes references to TV programmes, films, books, TED talks, TikTok etc aimed at this age group that will have been widely seen, or where a clip is available to use as a stimulus for discussion. You may also enjoy the picture book recommended for Faith Adventures: Children Together and explore the relevance of the story to the theme of the session in more depth – young people and adults are often well tuned in to the deeper meanings in materials aimed at younger people and the authors are often very aware of the adults reading the books to or with younger ones.

Watch: Alice through the looking glass clip – Ship chased during storm.


https://youtu.be/qj2m-HhU8ul?si=_mk4vEuvqD3Zq71v

Questions for discussion:

- How do you react when you face difficult situations that may seem impossible?
- What similarities and differences stand out to you between the Bible passage and this video clip?
- Alice says “The only way to achieve the impossible is to believe it is possible.” What are your thoughts on this statement?

Talking together: Going deeper

- Who do you relate to in the Bible story and why?



Conversation starters

- Some of the people in the Bible story had to make some courageous choices. Did you spot any of them? What were they and who was making them?
- What helped them to make the courageous choices that they took?

